






















The 3rd Annual TGHA Member Survey

| 1. In order to award a prize to the team with the most surveys completed by the due date, please indicate which team you are on. | | | Response Percent | Response Count |
|--|---|--|---------------------------------|----------------|
| Alibi |  | | 9.0% | 8 |
| Fearless Films |  | | 7.9% | 7 |
| Teperman |  | | 14.6% | 13 |
| Labatt's Blue |  | | 10.1% | 9 |
| Hair of the Dog |  | | 14.6% | 13 |
| Steamworks |  | | 9.0% | 8 |
| Crews Tango |  | | 12.4% | 11 |
| The Churchmouse and Firkin |  | | 13.5% | 12 |
| Woodys |  | | 9.0% | 8 |
| | | | <i>answered question</i> | 89 |
| | | | <i>skipped question</i> | 1 |







2. How many years have you been playing in the TGHA?

| | | Response Percent | Response Count |
|---------------------|--|---------------------------------|----------------|
| 1 year |  | 16.7% | 15 |
| 2 years |  | 13.3% | 12 |
| 3 years |  | 5.6% | 5 |
| 4 years |  | 5.6% | 5 |
| 5 years |  | 12.2% | 11 |
| Over 5 years |  | 46.7% | 42 |
| | | <i>answered question</i> | 90 |
| | | <i>skipped question</i> | 0 |

3. How did you hear about the league before joining?

| | | Response Percent | Response Count |
|---|--|--------------------------|----------------|
| Advertisement |  | 19.1% | 17 |
| Friend |  | 43.8% | 39 |
| TGHA Website |  | 24.7% | 22 |
| Radio/Television | | 0.0% | 0 |
| A family member |  | 2.2% | 2 |
| Through another league |  | 4.5% | 4 |
| Other? Please provide in the comment box below... |  | 11.2% | 10 |
| | | Other | 12 |
| | | answered question | 89 |
| | | skipped question | 1 |

4. How many more years do you think you will be playing in the league?

| | | Response Percent | Response Count |
|---|--|------------------|----------------|
| 1 more year |  | 3.7% | 3 |
| 2 more years |  | 6.2% | 5 |
| 3 more years |  | 16.0% | 13 |
| 4 more years |  | 3.7% | 3 |
| 5 more years |  | 13.6% | 11 |
| More than 5 years? |  | 56.8% | 46 |
| If not playing again in the future, please let us know why? | | | 12 |
| answered question | | | 81 |
| skipped question | | | 9 |

5. Please rate in order of importance 1 being the Least Appealing and 5 as having the most Appeal:

| | 1 | 2 | 3 | 4 | 5 | Response Count |
|---|-------------------|------------|-------------------|------------|-------------------|----------------|
| The Draft Process | 7.9% (7) | 7.9% (7) | 11.2% (10) | 34.8% (31) | 38.2% (34) | 89 |
| Miss TGHA | 20.7% (18) | 11.5% (10) | 33.3% (29) | 14.9% (13) | 19.5% (17) | 87 |
| The Jock Auction | 22.7% (20) | 12.5% (11) | 27.3% (24) | 21.6% (19) | 15.9% (14) | 88 |
| The Euchre Tournament | 25.3% (22) | 17.2% (15) | 20.7% (18) | 17.2% (15) | 19.5% (17) | 87 |
| The Year End Banquet | 2.3% (2) | 3.4% (3) | 20.7% (18) | 35.6% (31) | 37.9% (33) | 87 |
| The Friendship Tournament | 4.6% (4) | 12.6% (11) | 24.1% (21) | 24.1% (21) | 34.5% (30) | 87 |
| Are there any other types of events/social functions that the TGHA should be considering? | | | | | | 22 |
| <i>answered question</i> | | | | | | 89 |
| <i>skipped question</i> | | | | | | 1 |

6. The TGHA is a well organized social sports group for the gay community and its supporters.

| | Strongly Disagree 1 | 2 | 3 | 4 | 5 | 6 | 7 | 8 | 9 | Strongly Agree 10 | N/A | Rating Average | Response Count |
|--------------------------|------------------------|----------|----------|----------|----------|----------|------------|------------|------------|----------------------|----------|----------------|----------------|
| | 0.0% (0) | 2.3% (2) | 2.3% (2) | 0.0% (0) | 1.1% (1) | 2.3% (2) | 13.8% (12) | 21.8% (19) | 20.7% (18) | 34.5% (30) | 1.1% (1) | 8.43 | 87 |
| <i>answered question</i> | | | | | | | | | | | | 87 | |
| <i>skipped question</i> | | | | | | | | | | | | 3 | |

7. The TGHA does its best to promote social interaction and friendship within the organization.

| | Strongly Disagree 1 | 2 | 3 | 4 | 5 | 6 | 7 | 8 | 9 | Strongly Agree 10 | N/A | Rating Average | Response Count |
|--|--------------------------|----------|----------|----------|----------|----------|------------|-------------------|------------|----------------------|----------|----------------|----------------|
| | 1.1% (1) | 2.2% (2) | 0.0% (0) | 1.1% (1) | 3.4% (3) | 5.6% (5) | 18.0% (16) | 28.1% (25) | 19.1% (17) | 21.3% (19) | 0.0% (0) | 7.97 | 89 |
| | <i>answered question</i> | | | | | | | | | | | | 89 |
| | <i>skipped question</i> | | | | | | | | | | | | 1 |

8. The TGHA does its best to communicate to the membership.

| | Strongly Disagree 1 | 2 | 3 | 4 | 5 | 6 | 7 | 8 | 9 | Strongly Agree 10 | N/A | Rating Average | Response Count |
|--|--------------------------|----------|----------|----------|----------|----------|------------|-------------------|------------|----------------------|----------|----------------|----------------|
| | 1.1% (1) | 3.4% (3) | 0.0% (0) | 2.2% (2) | 1.1% (1) | 2.2% (2) | 11.2% (10) | 28.1% (25) | 25.8% (23) | 24.7% (22) | 0.0% (0) | 8.19 | 89 |
| | <i>answered question</i> | | | | | | | | | | | | 89 |
| | <i>skipped question</i> | | | | | | | | | | | | 1 |

| 9. The weekly member updates and the electronic Stickhandler are valuable for communicating to the members. | | | | | | | | | | | | | |
|---|--------------------------|----------|----------|----------|----------|----------|------------|------------|------------|----------------------|----------|----------------|----------------|
| | Strongly Disagree 1 | 2 | 3 | 4 | 5 | 6 | 7 | 8 | 9 | Strongly Agree 10 | N/A | Rating Average | Response Count |
| | 0.0% (0) | 0.0% (0) | 4.5% (4) | 2.2% (2) | 2.2% (2) | 3.4% (3) | 11.2% (10) | 24.7% (22) | 23.6% (21) | 28.1% (25) | 0.0% (0) | 8.24 | 89 |
| | <i>answered question</i> | | | | | | | | | | | | 89 |
| | <i>skipped question</i> | | | | | | | | | | | | 1 |

| 10. Sunday is the best night to have the games | | | | | | | | | | | | | |
|--|--------------------------|----------|----------|----------|----------|----------|----------|------------|------------|----------------------|----------|----------------|----------------|
| | Strongly Disagree 1 | 2 | 3 | 4 | 5 | 6 | 7 | 8 | 9 | Strongly Agree 10 | N/A | Rating Average | Response Count |
| | 1.1% (1) | 3.4% (3) | 2.3% (2) | 2.3% (2) | 5.7% (5) | 3.4% (3) | 6.9% (6) | 14.9% (13) | 11.5% (10) | 48.3% (42) | 0.0% (0) | 8.28 | 87 |
| | <i>answered question</i> | | | | | | | | | | | | 87 |
| | <i>skipped question</i> | | | | | | | | | | | | 3 |

| 11. The TGHA is currently exploring other venues for the hockey league. Please indicate your preference of hockey arena: | | | | | |
|--|-------------------------------------|---|--|----------------|----------------|
| | Current location at York University | Upper Canada College - to be completed in August 2008 | St. Michael's Arena - still in planning stages | Rating Average | Response Count |
| | 31.8% (27) | 50.6% (43) | 17.6% (15) | 1.86 | 85 |
| | <i>answered question</i> | | | | 85 |
| | <i>skipped question</i> | | | | 5 |




| 12. The TGHA does its best to encourage volunteers for the Executive/events | | | | | | | | | | | | | |
|---|--------------------------|----------|----------|----------|----------|------------|------------|-------------------|----------|----------------------|----------|----------------|----------------|
| | Strongly Disagree 1 | 2 | 3 | 4 | 5 | 6 | 7 | 8 | 9 | Strongly Agree 10 | N/A | Rating Average | Response Count |
| | 1.1% (1) | 3.4% (3) | 3.4% (3) | 5.7% (5) | 8.0% (7) | 14.8% (13) | 21.6% (19) | 26.1% (23) | 4.5% (4) | 8.0% (7) | 3.4% (3) | 7.00 | 88 |
| | <i>answered question</i> | | | | | | | | | | | | 88 |
| | <i>skipped question</i> | | | | | | | | | | | | 2 |

| 13. The TGHA is fair in its rule and regulations (pertaining to behaviour OFF the ice - for instance lockerroom behaviour, harassment, etc...) | | | | | | | | | | | | | |
|--|--|----------|----------|----------|----------|----------|-----------|-------------------|------------|----------------------|----------|----------------|----------------|
| | Strongly Disagree 1 | 2 | 3 | 4 | 5 | 6 | 7 | 8 | 9 | Strongly Agree 10 | N/A | Rating Average | Response Count |
| | 3.4% (3) | 0.0% (0) | 3.4% (3) | 4.5% (4) | 2.2% (2) | 6.7% (6) | 10.1% (9) | 24.7% (22) | 19.1% (17) | 21.3% (19) | 4.5% (4) | 7.72 | 89 |
| | Please provide additional comment is needed: | | | | | | | | | | | | 15 |
| | <i>answered question</i> | | | | | | | | | | | | 89 |
| | <i>skipped question</i> | | | | | | | | | | | | 1 |

| 14. The TGHA is fair in its rules and regulations (pertaining to behaviour and conduct ON the ice - for instance, rough play, penalties, etc...). | | | | | | | | | | | | | |
|---|------------------------|----------|----------|----------|----------|----------|------------|-------------------|------------|----------------------|----------|----------------|----------------|
| | Strongly Disagree 1 | 2 | 3 | 4 | 5 | 6 | 7 | 8 | 9 | Strongly Agree 10 | N/A | Rating Average | Response Count |
| | 3.4% (3) | 0.0% (0) | 5.6% (5) | 4.5% (4) | 5.6% (5) | 5.6% (5) | 16.9% (15) | 22.5% (20) | 21.3% (19) | 14.6% (13) | 0.0% (0) | 7.36 | 89 |
| Please provide additional comment if needed: | | | | | | | | | | | | | 23 |
| answered question | | | | | | | | | | | | | 89 |
| skipped question | | | | | | | | | | | | | 1 |

| 15. The TGHA Executive is open to ideas and constructive criticism from players/members. | | | | | | | | | | | | | |
|--|------------------------|----------|----------|----------|----------|----------|------------|-------------------|------------|----------------------|----------|----------------|----------------|
| | Strongly Disagree 1 | 2 | 3 | 4 | 5 | 6 | 7 | 8 | 9 | Strongly Agree 10 | N/A | Rating Average | Response Count |
| | 3.4% (3) | 1.1% (1) | 5.6% (5) | 1.1% (1) | 3.4% (3) | 9.0% (8) | 21.3% (19) | 25.8% (23) | 12.4% (11) | 12.4% (11) | 4.5% (4) | 7.21 | 89 |
| Please provide additional comment if needed: | | | | | | | | | | | | | 11 |
| answered question | | | | | | | | | | | | | 89 |
| skipped question | | | | | | | | | | | | | 1 |

16. The TGHA is CONSISTENT with the dispensing of disciplinary measures when it comes to improper behaviour on and off the ice.

| | | | Response Percent | Response Count |
|--|--|--|------------------|----------------|
| Yes |  | | 63.6% | 56 |
| No |  | | 14.8% | 13 |
| Partially |  | | 21.6% | 19 |
| Please provide additional comment if needed: | | | | 14 |
| answered question | | | | 88 |
| skipped question | | | | 2 |

17. The TGHA is an organization that promotes/provides a safe and fun environment for gay hockey players and their supporters to play hockey:

| | Strongly Disagree 1 | 2 | 3 | 4 | 5 | 6 | 7 | 8 | 9 | Strongly Agree 10 | N/A | Rating Average | Response Count |
|--------------------------|------------------------|----------|----------|----------|----------|----------|----------|------------|------------|----------------------|----------|----------------|----------------|
| | 2.3% (2) | 1.1% (1) | 0.0% (0) | 1.1% (1) | 1.1% (1) | 1.1% (1) | 8.0% (7) | 27.3% (24) | 22.7% (20) | 35.2% (31) | 0.0% (0) | 8.52 | 88 |
| answered question | | | | | | | | | | | | | 88 |
| skipped question | | | | | | | | | | | | | 2 |

| 18. The TGHA provides a fun and social environment for players of all skill levels: | | | | | | | | | | | | | |
|---|--------------------------|----------|----------|----------|----------|----------|-----------|------------|------------|----------------------|----------|----------------|----------------|
| | Strongly Disagree 1 | 2 | 3 | 4 | 5 | 6 | 7 | 8 | 9 | Strongly Agree 10 | N/A | Rating Average | Response Count |
| | 2.3% (2) | 0.0% (0) | 0.0% (0) | 2.3% (2) | 5.7% (5) | 6.8% (6) | 10.2% (9) | 22.7% (20) | 22.7% (20) | 27.3% (24) | 0.0% (0) | 8.11 | 88 |
| | <i>answered question</i> | | | | | | | | | | | | 88 |
| | <i>skipped question</i> | | | | | | | | | | | | 2 |

| 19. The TGHA is open to a wide variety of hockey players (gay, straight, bi, transgendered, lesbian, etc...). | | | | | | | | | | | | | |
|---|--------------------------|----------|----------|----------|----------|----------|----------|------------|------------|----------------------|----------|----------------|----------------|
| | Strongly Disagree 1 | 2 | 3 | 4 | 5 | 6 | 7 | 8 | 9 | Strongly Agree 10 | N/A | Rating Average | Response Count |
| | 1.1% (1) | 0.0% (0) | 0.0% (0) | 0.0% (0) | 1.1% (1) | 2.3% (2) | 5.7% (5) | 23.9% (21) | 18.2% (16) | 47.7% (42) | 0.0% (0) | 8.92 | 88 |
| | Other (please specify) | | | | | | | | | | | | 7 |
| | <i>answered question</i> | | | | | | | | | | | | 88 |
| | <i>skipped question</i> | | | | | | | | | | | | 2 |

20. The TGHA website is a valuable source of information for me to get scores, schedules and information on upcoming events.

| | Strongly Disagree 1 | 2 | 3 | 4 | 5 | 6 | 7 | 8 | 9 | Strongly Agree 10 | N/A | Rating Average | Response Count |
|--|--------------------------|----------|----------|----------|----------|----------|------------|-----------|------------|----------------------|----------|----------------|----------------|
| | 1.1% (1) | 0.0% (0) | 2.3% (2) | 1.1% (1) | 8.0% (7) | 6.8% (6) | 15.9% (14) | 10.2% (9) | 19.3% (17) | 35.2% (31) | 0.0% (0) | 8.13 | 88 |
| | <i>answered question</i> | | | | | | | | | | | | 88 |
| | <i>skipped question</i> | | | | | | | | | | | | 2 |

21. As you know the TGHA is currently offering a full season for around \$400 that includes 20 games 8 play off round robins and a final; a free end of year dinner banquet for members; several shinnies at a deep discount; a Holiday dinner with a deep discount; the Miss TGHA contest; and the jock auction. Keeping all these benefits in mind how would you rate the VALUE of your yearly fee:

| | Strongly Disagree 1 | 2 | 3 | 4 | 5 | 6 | 7 | 8 | 9 | Strongly Agree 10 | N/A | Rating Average | Response Count |
|--|--------------------------|----------|----------|----------|----------|----------|----------|------------|------------|----------------------|----------|----------------|----------------|
| | 1.1% (1) | 0.0% (0) | 1.1% (1) | 0.0% (0) | 2.2% (2) | 3.4% (3) | 5.6% (5) | 25.8% (23) | 27.0% (24) | 33.7% (30) | 0.0% (0) | 8.62 | 89 |
| | <i>answered question</i> | | | | | | | | | | | | 89 |
| | <i>skipped question</i> | | | | | | | | | | | | 1 |

22. For the past few summers we tried a new program whereby an existing player received a discount on their yearly fees if they brought in a new player. Did you...

| | | Response Percent | Response Count |
|--|--|------------------|----------------|
| Like this program | | 53.9% | 48 |
| Dislike this program | | 4.5% | 4 |
| No opinion | | 25.8% | 23 |
| Worth exploring | | 15.7% | 14 |
| Please provide any additional suggestions for getting new players... | | | 10 |
| answered question | | | 89 |
| skipped question | | | 1 |




23. As you know, Toronto hosts a Friendship hockey tournament every year on the Thanksgiving weekend. If you have not played in this tournament in the past year, or over the past few years, can you please tell us why?

| | | Response Percent | Response Count |
|---|--|------------------|----------------|
| Like my long weekends to do other things | | 44.9% | 22 |
| Cost | | 18.4% | 9 |
| Content to play hockey only during the regular season | | 18.4% | 9 |
| Time of year | | 32.7% | 16 |
| Other (please specify) | | | 19 |
| answered question | | | 49 |
| skipped question | | | 41 |



24. If you have not played in the past Friendship Tournaments, is there anything that we can do to make it more appealing for you?

| | | Response Count |
|--------------------------|--|----------------|
| | | 17 |
| <i>answered question</i> | | 17 |
| <i>skipped question</i> | | 73 |

25. At the year end banquet, we give away the awards to the top play-off and regular season teams. Do you prefer your award to be:

| | | Response Percent | Response Count |
|--------------------------|--|------------------|----------------|
| Medals |  | 38.4% | 28 |
| Trophies |  | 46.6% | 34 |
| Certificates |  | 15.1% | 11 |
| Other (please specify) | | | 19 |
| <i>answered question</i> | | | 73 |
| <i>skipped question</i> | | | 17 |

26. There has been a debate as to the division of the league into different skill levels. Are you in favour of:

| | | Response Percent | Response Count |
|--|--|------------------|----------------|
| Dividing the league into separate recreational and competitive divisions |  | 27.6% | 24 |
| Keep the league as is, meaning all skills levels play together |  | 72.4% | 63 |
| Please provide additional comment if needed: | | | 30 |
| answered question | | | 87 |
| skipped question | | | 3 |

27. The TGHA is very interested in your opinion. If you have any additional comments or suggestions for the league please feel free to provide it to us in the space below:

| | | Response Count |
|--------------------------|--|----------------|
| | | 40 |
| answered question | | 40 |
| skipped question | | 50 |